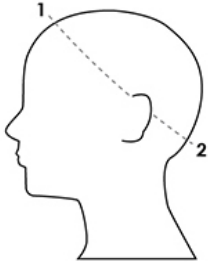
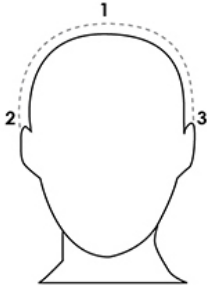
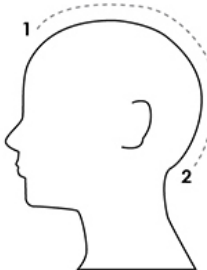





CIRCUMFERENCE	EAR TO EAR	FRONT TO BACK
 <ol style="list-style-type: none"> Using a fabric measuring tape, hold measuring tape at front hairline Follow hairline circumference to base of hairline at nape. Continue around head, back up to front starting point 	 <ol style="list-style-type: none"> Establish "top of head point" by measuring 7" back from front hairline Hold measuring tape at HAIRLINE at top of ear Measuring across "top of head point", continue down to HAIRLINE at top of opposite ear 	 <ol style="list-style-type: none"> Hold measuring tape at front hairline Follow a straight line down center of head, ending at hairline at nape

HOW TO TAKE YOUR HEAD MEASUREMENTS	Ear to Ear	Circumference	Front to Back
			
Child	12"	19"	12"
Petite	13"	21"	13.25"
Petite/Average	13.25"	21.5"	13.75"
Average	13.5"	22"	14.25"
Average/Large	13.75"	22.5"	14.75"
Large	14"	23"	15.5"